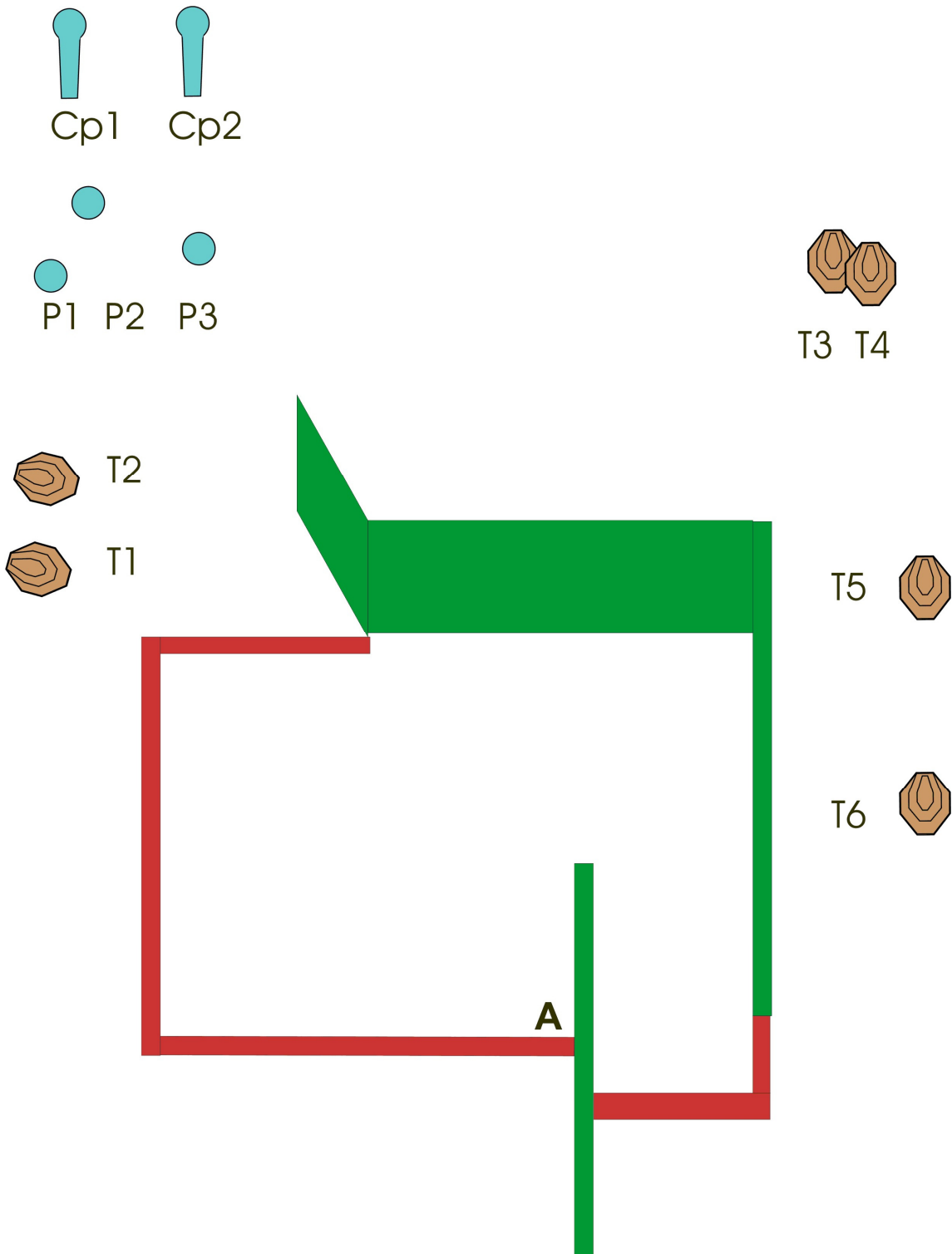


## STAGE 1



### CRO, RO, Help:

**Type of course:** Long course

**Scoring Method:** Comstock

**Targets:** 6x IPSC, 3x plate, 2x CP

**Minimum rounds:** 17

**Maximum points:** 85

**Start / stop:** Audible signal / last shot fired.

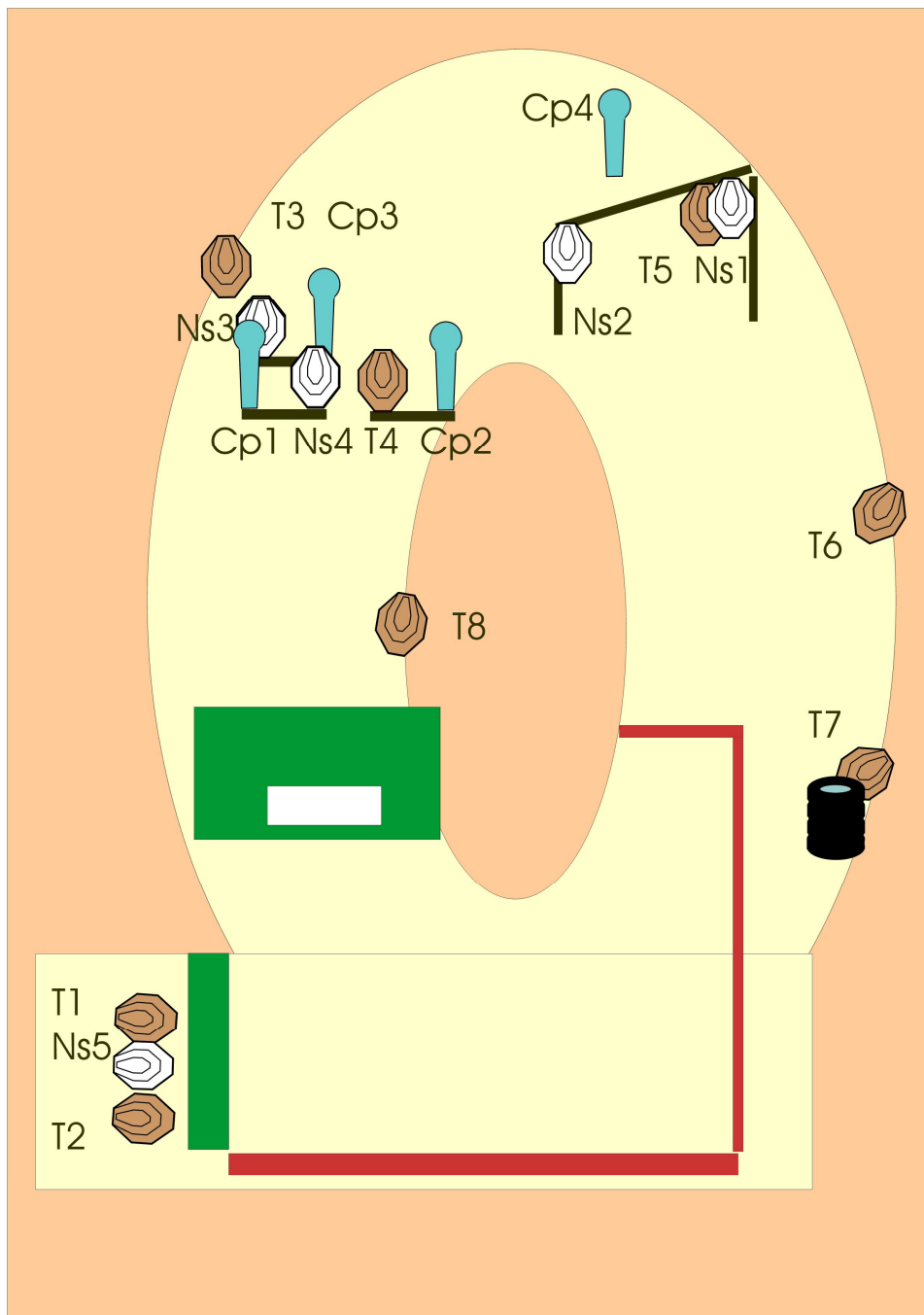
**Starting position:** The shooter is standing at point A, sideways to the wall, hands naturally along body, right leg is touching the wall.

**Gun condition:** Loaded and holstered.

**Procedure:** After audible signal shoot the targets in any order from the area indicated.

**Safe angles of fire:** According to IPSC rules, reduced from above by the height of the backstop and the sideberms.

## STAGE 2



**CRO, RO, Help:**

**Type of course:** Long course

**Scoring Method:** Comstock

**Targets:** 8x IPSC, 4x CP, 5x NS

**Minimum rounds:** 20

**Maximum points:** 100

**Start / stop:** Audible signal / last shot fired.

**Starting position:** The shooter is standing inside the marked area with hands crossed on chest.

**Gun condition:** Loaded and holstered.

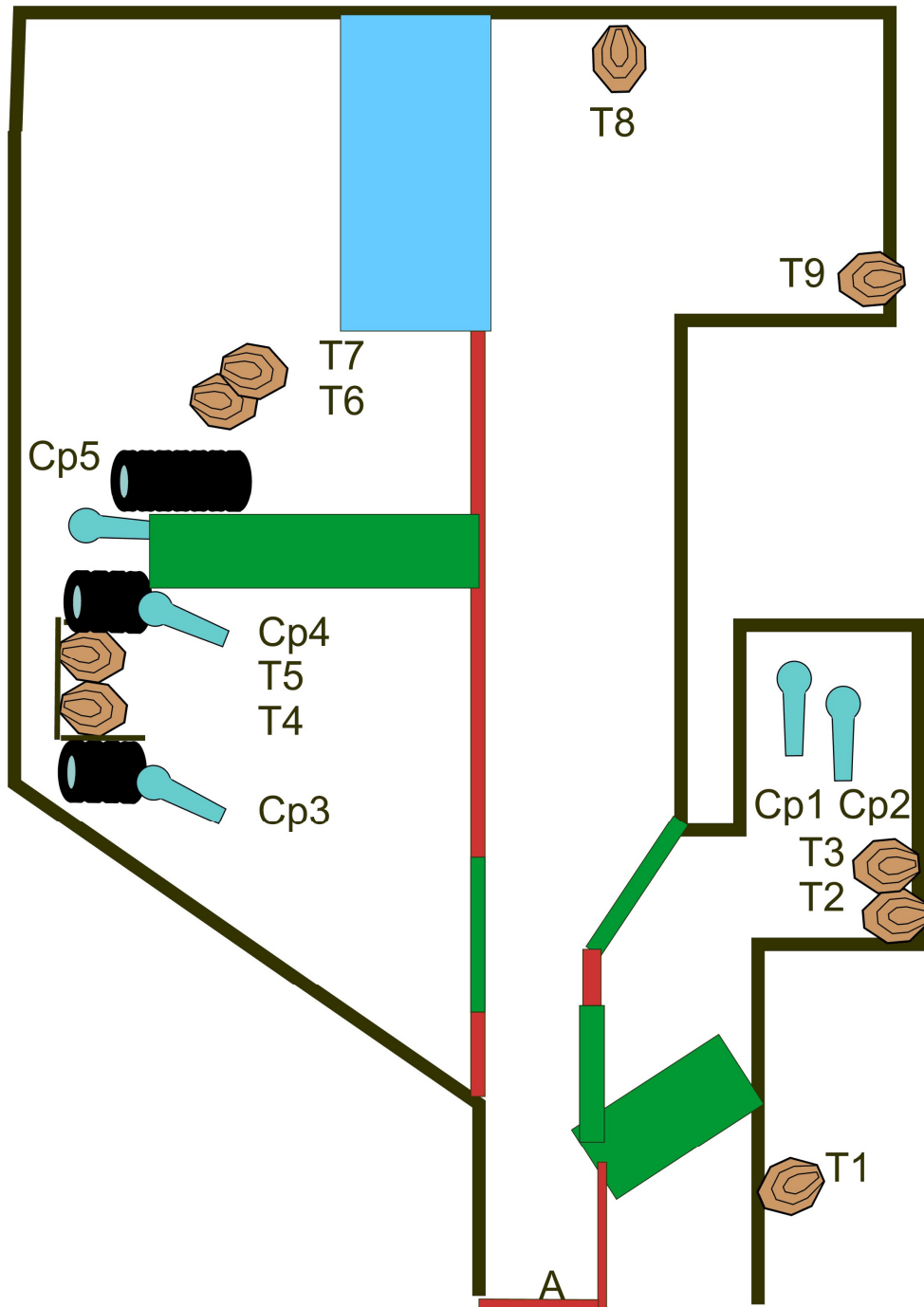
**Procedure:**

After audible signal shoot the targets in any order from the area indicated. CP4 activates the moving target T5 which remains visible at the end of its movement. CP1 raises NS4, CP3 raises NS3 and CP2 raises target T4.

**Safe angles of fire:**

According to IPSC rules, reduced from above by the height of the backstop and the sideberms.

## STAGE 3



### CRO, RO, Help:

**Type of course:** Long course

**Scoring Method:** Comstock

**Targets:** 9x IPSC, 5x CP

**Minimum rounds:** 23

**Maximum points:** 115

**Start / stop:** Audible signal / last shot fired.

**Starting position:** The shooter is standing at A, hands naturally along body.

**Gun condition:** Loaded and holstered.

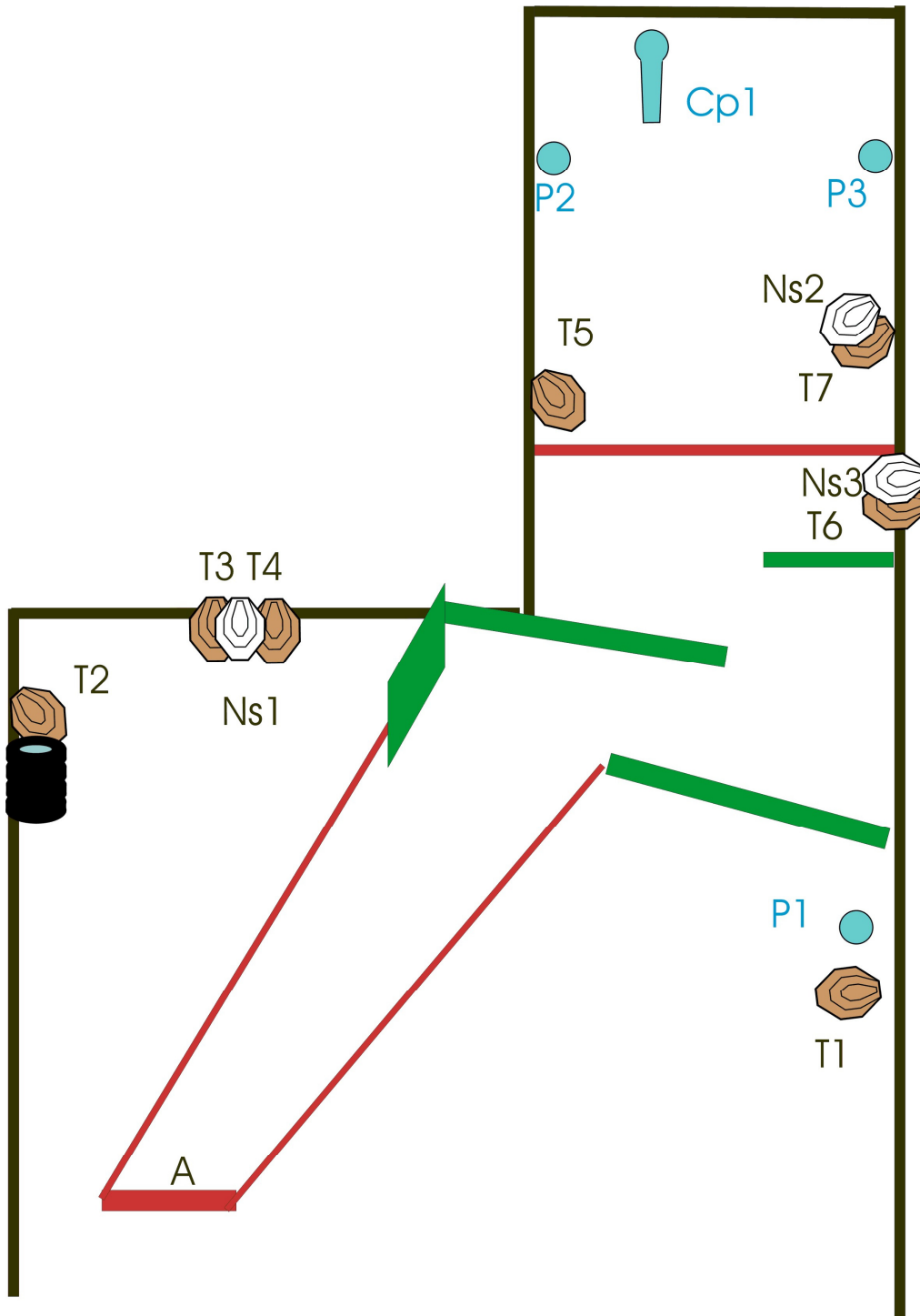
### Procedure:

After audible signal shoot the targets in any order from the area indicated, CP5 activates targets T4 and T5. They accomplish one movement from horizontal to vertical position where they stop and remain visible.

### Safe angles of fire:

According to IPSC rules, reduced from above by the height of the backstop and the sideberms.

## STAGE 4



**CRO, RO, Help:**

**Type of course:**

Long course

**Scoring Method:**

Comstock

**Targets:**

7x IPSC, 1x CP, 3x plate, 3x NS

**Minimum rounds:**

18

**Maximum points:**

90

**Start / stop:**

Audible signal / last shot fired.

**Starting position:**

The shooter is standing at point A, hands naturally along body.

**Gun condition:**

Loaded and holstered.

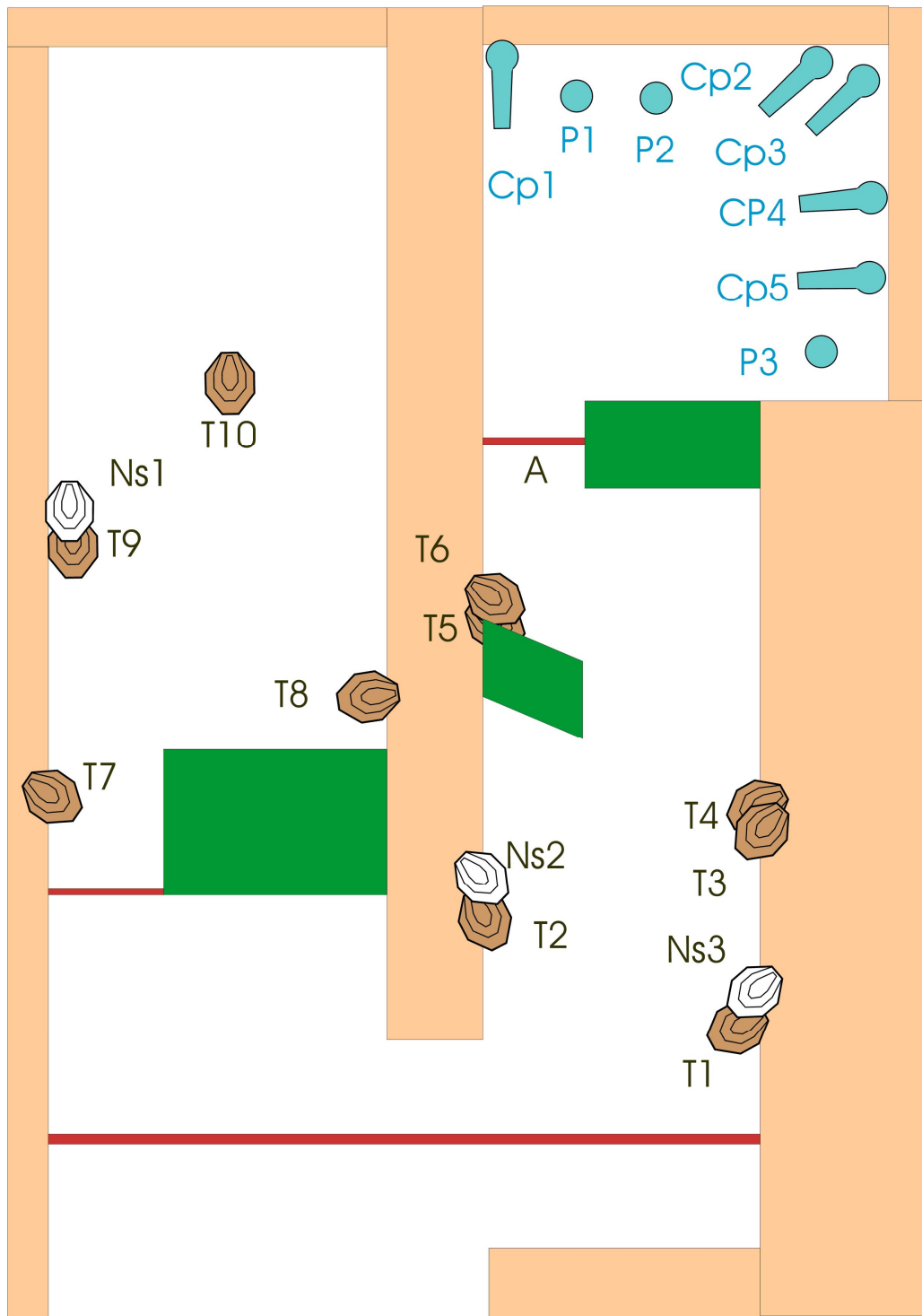
**Procedure:**

After audible signal shoot the targets in any order from the area indicated.

**Safe angles of fire:**

According to IPSC rules, reduced from above by the height of the backstop and the sideberms.

## STAGE 5



### CRO, RO, Help:

**Type of course:**

Long course

**Scoring Method:**

Comstock

**Targets:**

10x IPSC, 5x CP, 3x plate, 3x NS

**Minimum rounds:**

18

**Maximum points:**

90

**Start / stop:**

Audible signal / last shot fired.

**Starting position:**

The shooter is standing at point A, hands naturally along body.

**Gun condition:**

Loaded and holstered.

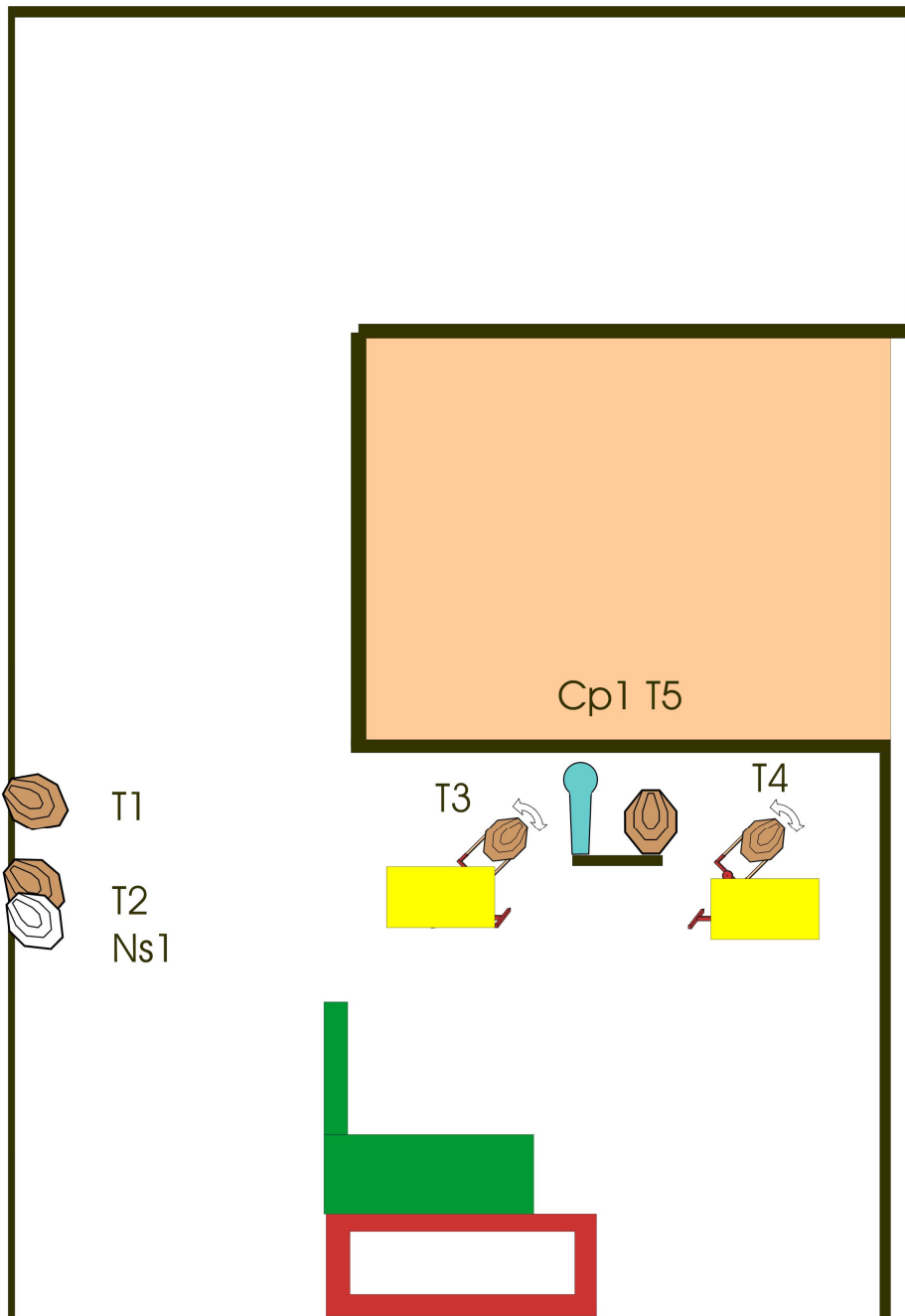
**Procedure:**

After audible signal shoot the targets in any order from the area indicated.

**Safe angles of fire:**

According to IPSC rules, reduced from above by the height of the backstop and the sideberms.

## STAGE 6



### CRO, RO, Help:

**Type of course:**

Medium course

**Scoring Method:**

Comstock

**Targets:**

5x IPSC, 1x CP, 1x NS

**Minimum rounds:**

11

**Maximum points:**

55

**Start / stop:**

Audible signal / last shot fired.

**Starting position:**

The shooter is standing inside the marked area, hands naturally along body.

**Gun condition:**

Loaded and holstered.

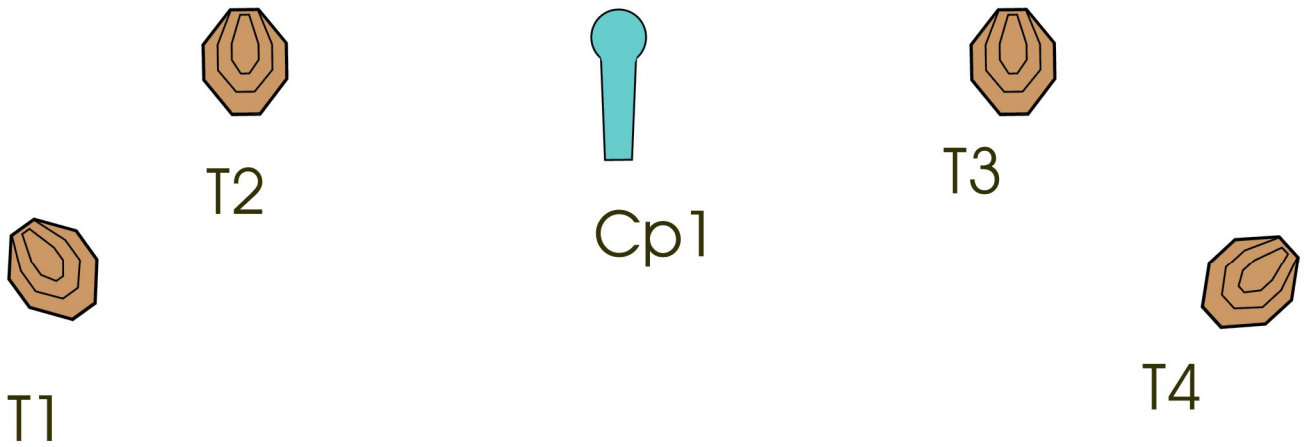
**Procedure:**

After audible signal shoot the targets in any order from the area indicated. CP1 raises T5 and activates T3 and T4 moving targets. The moving targets remain visible at the end of their movement.

**Safe angles of fire:**

According to IPSC rules, reduced from above by the height of the backstop and the sideberms.

## STAGE 7



**CRO, RO, Help:**

**Type of course:** Short course

**Scoring Method:** Comstock

**Targets:** 4x IPSC, 1x CP

**Minimum rounds:** 9

**Maximum points:** 45

**Start / stop:** Audible signal / last shot fired.

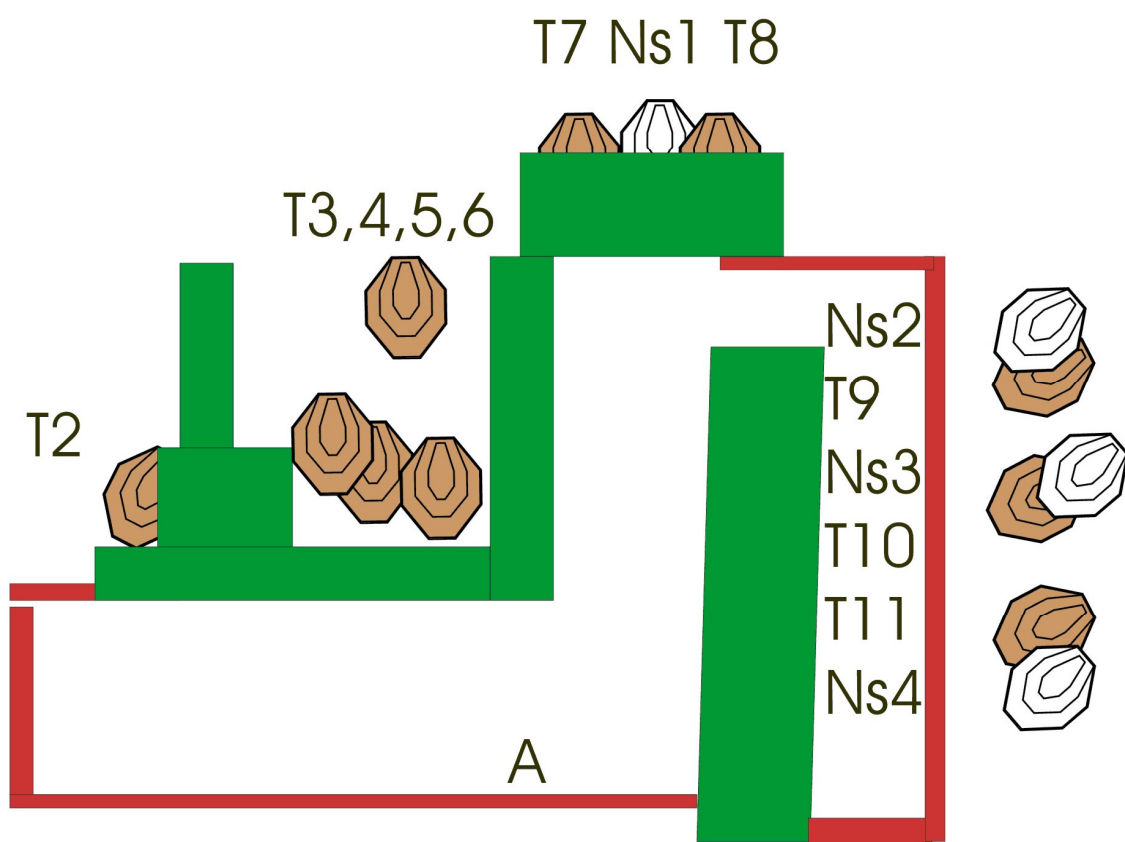
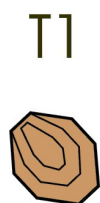

**Starting position:** The shooter is standing inside the marked area, hands naturally along body.

**Gun condition:** Loaded and holstered.

**Procedure:** After audible signal shoot the targets in any order from the area indicated.

**Safe angles of fire:** According to IPSC rules, reduced from above by the height of the backstop and the sideberms.

## STAGE 8



### CRO, RO, Help:

### Type of course:

Long course

### Scoring Method:

Comstock

### Targets:

11x IPSC, 3x CP, 4x NS

### Minimum rounds:

25

### Maximum points:

125

### Start / stop:

Audible signal / last shot fired.

### Starting position:

The shooter is standing at point A sideways to the wall, hands naturally along body.

### Gun condition:

Loaded and holstered.

### Procedure:

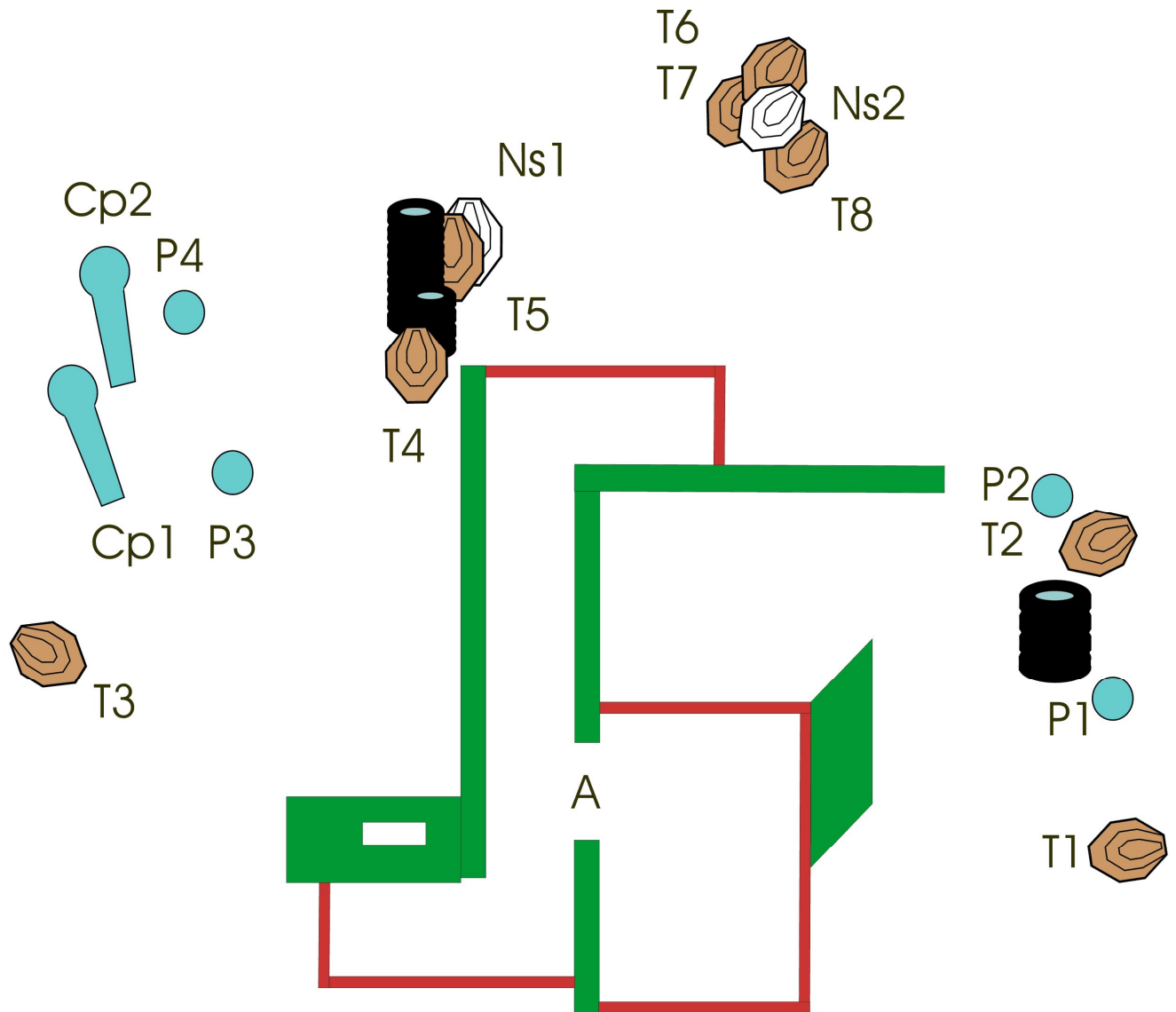
After audible signal shoot the targets in any order from the area indicated.

### Safe angles of fire:

According to IPSC rules, reduced from above by the height of the backstop and the sideberms.



## STAGE 9



### CRO, RO, Help:

**Type of course:** Long course

**Scoring Method:** Comstock

**Targets:** 8x IPSC, 2x CP, 4x plate, 2x NS

**Minimum rounds:** 22

**Maximum points:** 110

**Start / stop:** Audible signal / last shot fired.

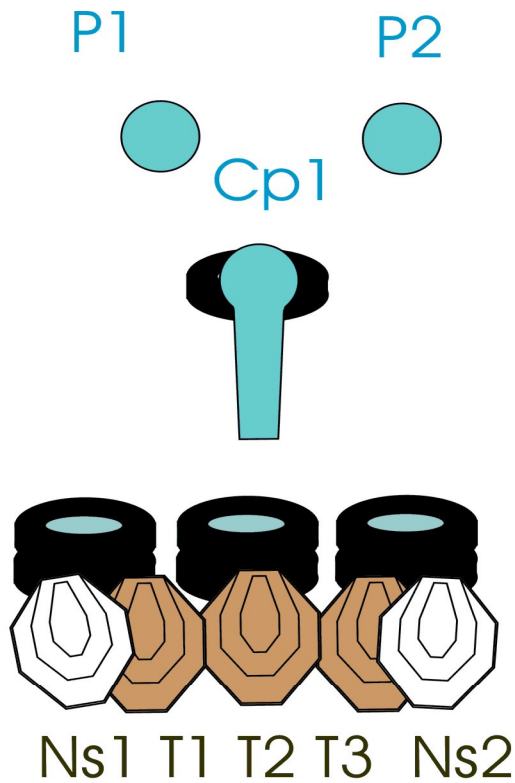
**Starting position:** The shooter is standing at point A, facing downrange, both hands are touching the wall.

**Gun condition:** Loaded and holstered.

**Procedure:** After audible signal shoot the targets in any order from the area indicated.

**Safe angles of fire:** According to IPSC rules, reduced from above by the height of the backstop and the sideberms.

## STAGE 10

**CRO, RO, Help:**

**Type of course:** Short course

**Scoring Method:** Comstock

**Targets:** 3x IPSC, 1x CP, 2x plate, 2x NS

**Minimum rounds:** 9

**Maximum points:** 45

**Start / stop:** Audible signal / last shot fired.

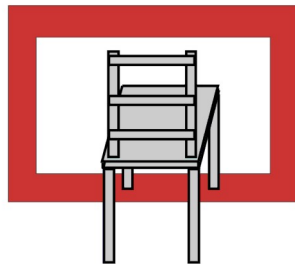
**Starting position:** The shooter is standing inside the marked area, strong hand is holding the phone as during a phone call.

**Gun condition:** Gun is totally empty and holstered.

**Procedure:** After audible signal shoot the targets in any order from the area indicated.

**Safe angles of fire:** According to IPSC rules, reduced from above by the height of the backstop and the sideberms.

## STAGE 11



### **CRO, RO, Help:**

**Type of course:** Short course

**Scoring Method:** Comstock

**Targets:** 3x IPSC, 3x plate

**Minimum rounds:** 9

**Maximum points:** 45

**Start / stop:** Audible signal / last shot fired.

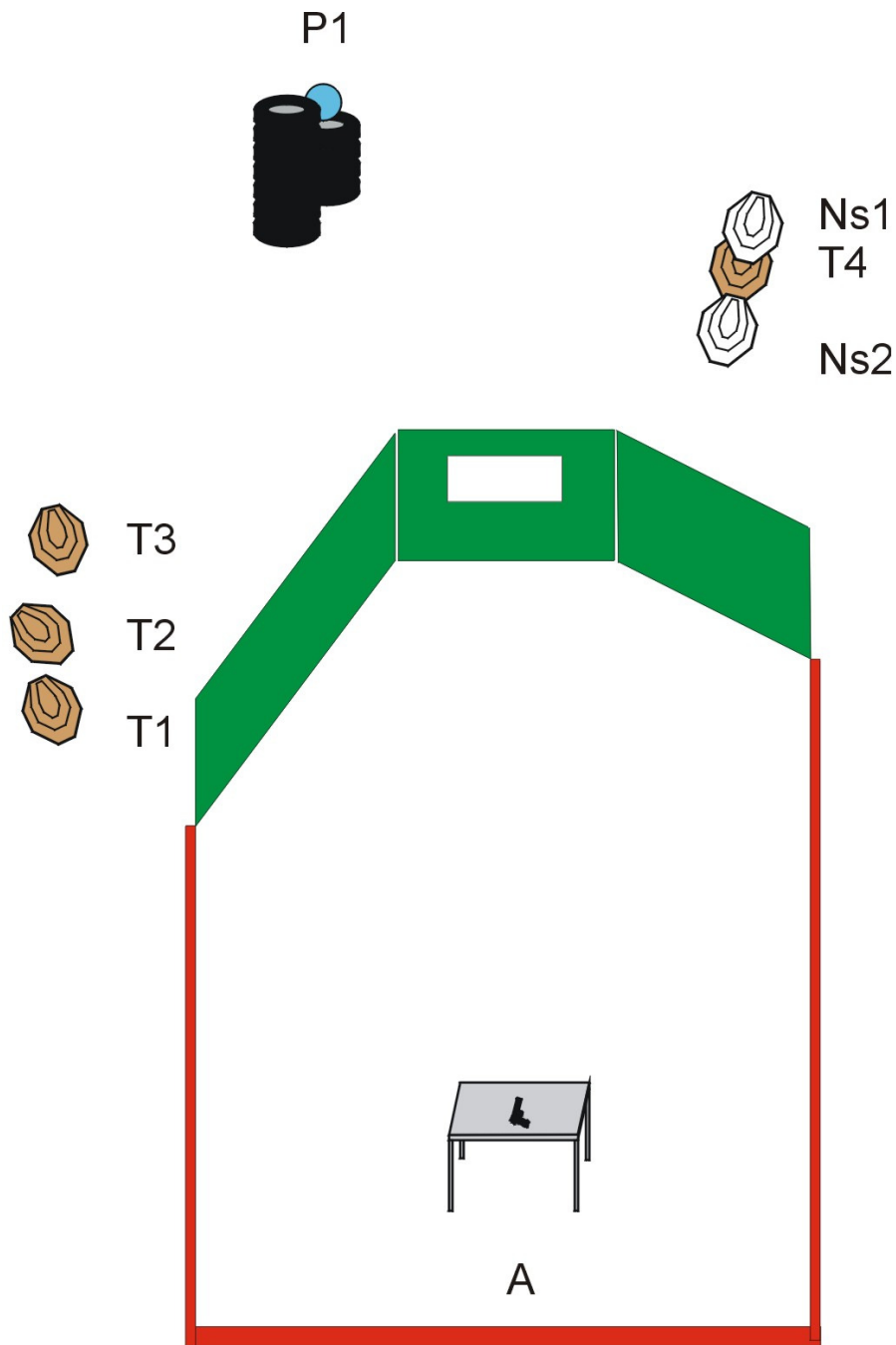
**Starting position:** The shooter is sitting on the chair.

**Gun condition:** Gun is totally empty and holstered.

**Procedure:** After audible signal shoot the targets in any order from the area indicated.

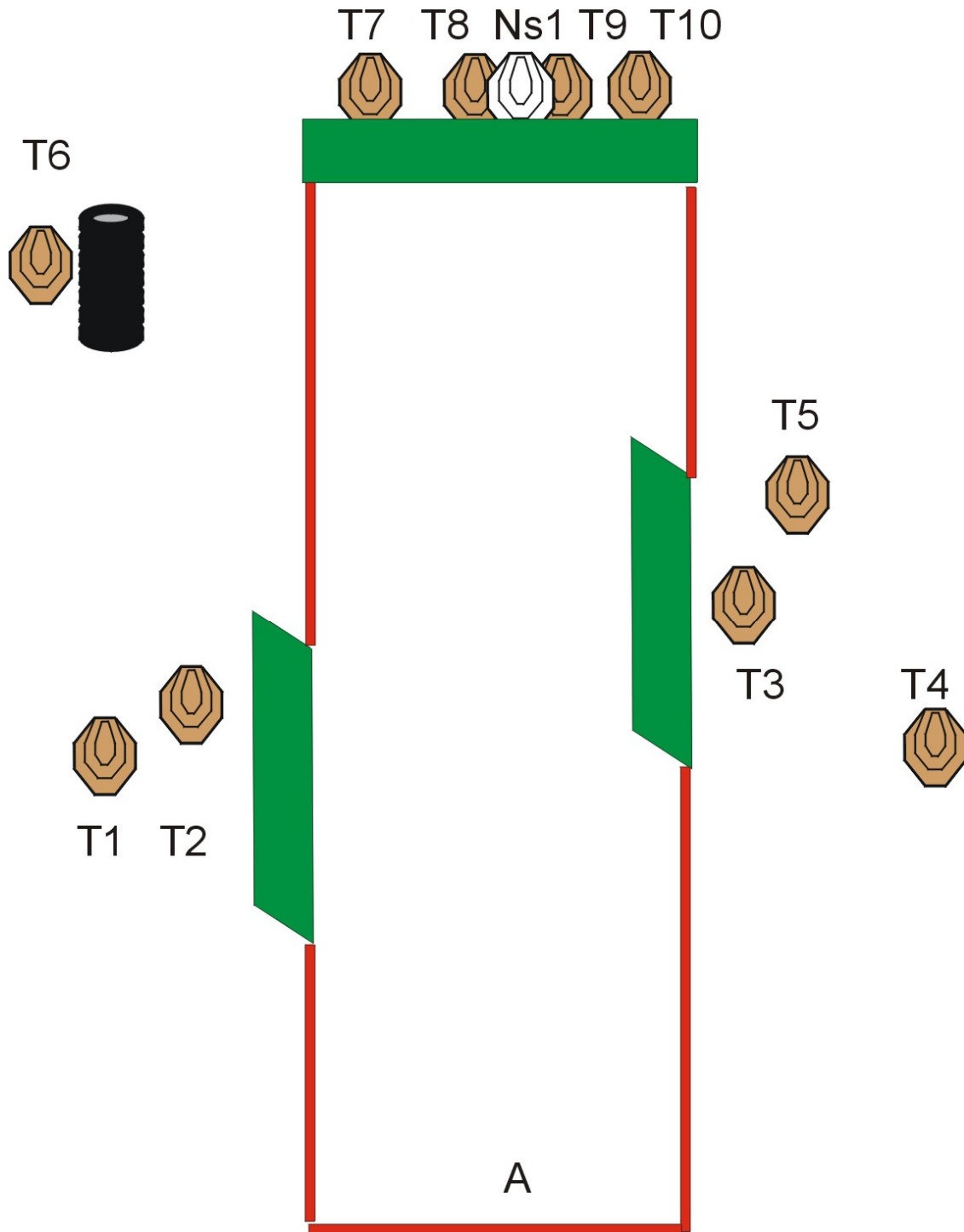
**Safe angles of fire:** According to IPSC rules, reduced from above by the height of the backstop and the sideberms.

## STAGE 12



<b>Type of course:</b>	Short course
<b>Scoring Method:</b>	Comstock
<b>Targets:</b>	4x IPSC, 1x plate
<b>Minimum rounds:</b>	9
<b>Maximum points:</b>	45
<b>Start / stop:</b>	Audible signal / last shot fired.
<b>Starting position:</b>	The shooter is standing at point A, hands naturally along body.
<b>Gun condition:</b>	Gun is lying on the table, unloaded.
<b>Procedure:</b>	After audible signal shoot the targets in any order from the area indicated.
<b>Safe angles of fire:</b>	According to IPSC rules, reduced from above by the height of the backstop and the sideberms.

## STAGE 13

**CRO, RO, Help:**

**Type of course:** Long course

**Scoring Method:** Comstock

**Targets:** 10x IPSC, 1x NS

**Minimum rounds:** 20

**Maximum points:** 100

**Start / stop:** Audible signal / last shot fired.

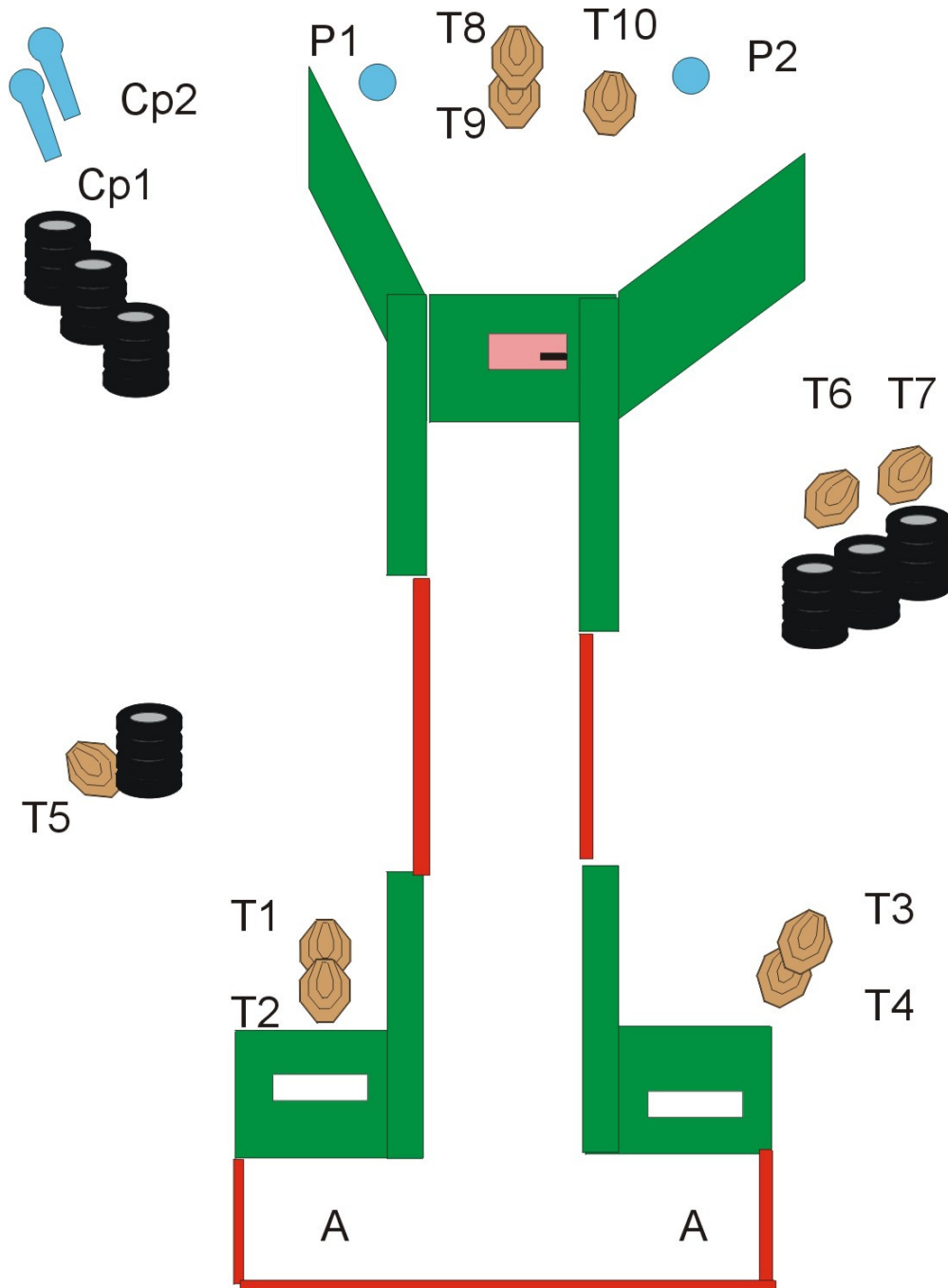
**Starting position:** The shooter is standing at point A, hands naturally along body.

**Gun condition:** Loaded and holstered.

**Procedure:** After audible signal shoot the targets in any order from the area indicated.

**Safe angles of fire:** According to IPSC rules, reduced from above by the height of the backstop and the sideberms.

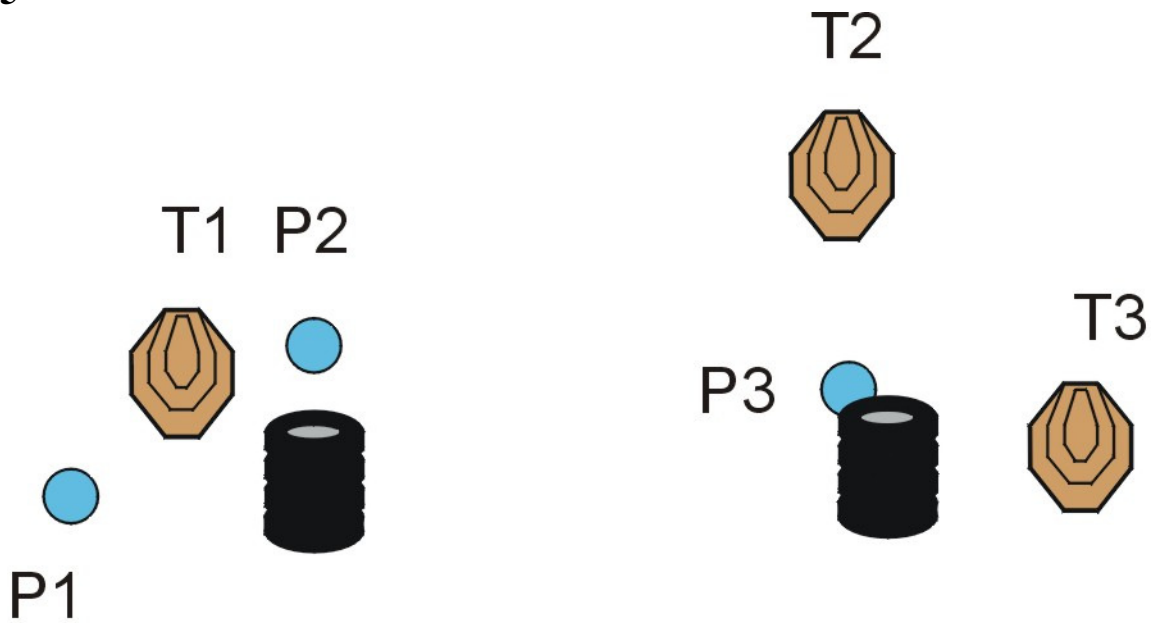
# STAGE 14



## CRO, RO, Help:

<b>Type of course:</b>	Long course
<b>Scoring Method:</b>	Comstock
<b>Targets:</b>	10x IPSC, 2x plate, 2x CP
<b>Minimum rounds:</b>	24
<b>Maximum points:</b>	120
<b>Start / stop:</b>	Audible signal / last shot fired.
<b>Starting position:</b>	The shooter is standing at point A, on the left or right side, hands naturally along body.
<b>Gun condition:</b>	Loaded and holstered.
<b>Procedure:</b>	After audible signal shoot the targets in any order from the area indicated.
<b>Safe angles of fire:</b>	According to IPSC rules, reduced from above by the height of the backstop and the sideberms.

## STAGE 15



### **CRO, RO, Help:**

**Type of course:** Short course

**Scoring Method:** Comstock

**Targets:** 3x IPSC, 3x plate

**Minimum rounds:** 9

**Maximum points:** 45

**Start / stop:** Audible signal / last shot fired.

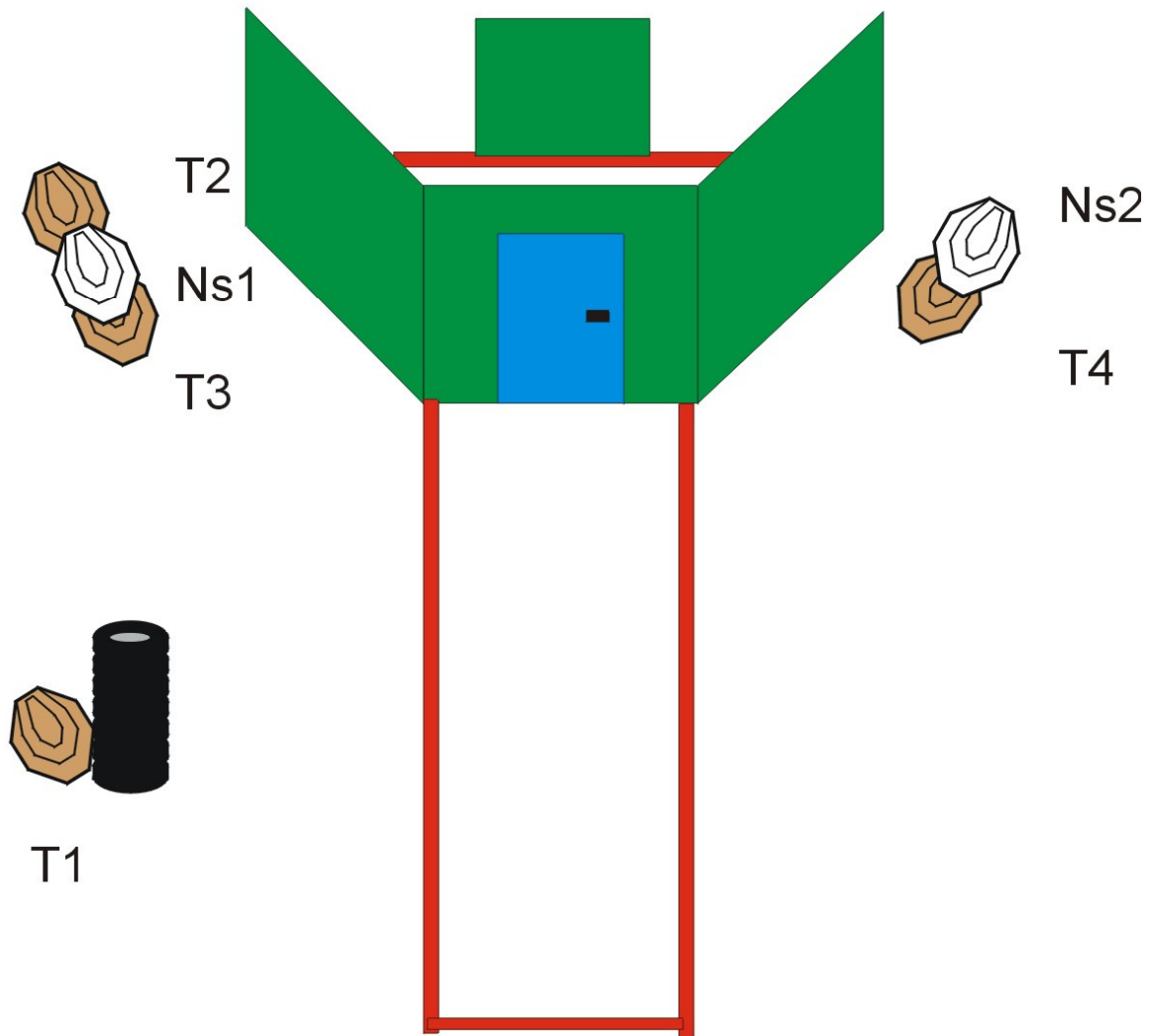
**Starting position:** The shooter is standing at point A, hands naturally along body.

**Gun condition:** Loaded and holstered.

**Procedure:** After audible signal shoot the targets in any order from the area indicated.

**Safe angles of fire:** According to IPSC rules, reduced from above by the height of the backstop and the sideberms.

## STAGE 16



### CRO, RO, Help:

**Type of course:** Long course

**Scoring Method:** Comstock

**Targets:** 7x IPSC, 3x CP, 2x NS

**Minimum rounds:** 17

**Maximum points:** 85

**Start / stop:** Audible signal / last shot fired.

**Starting position:** The shooter is standing at point A, hands naturally along body.

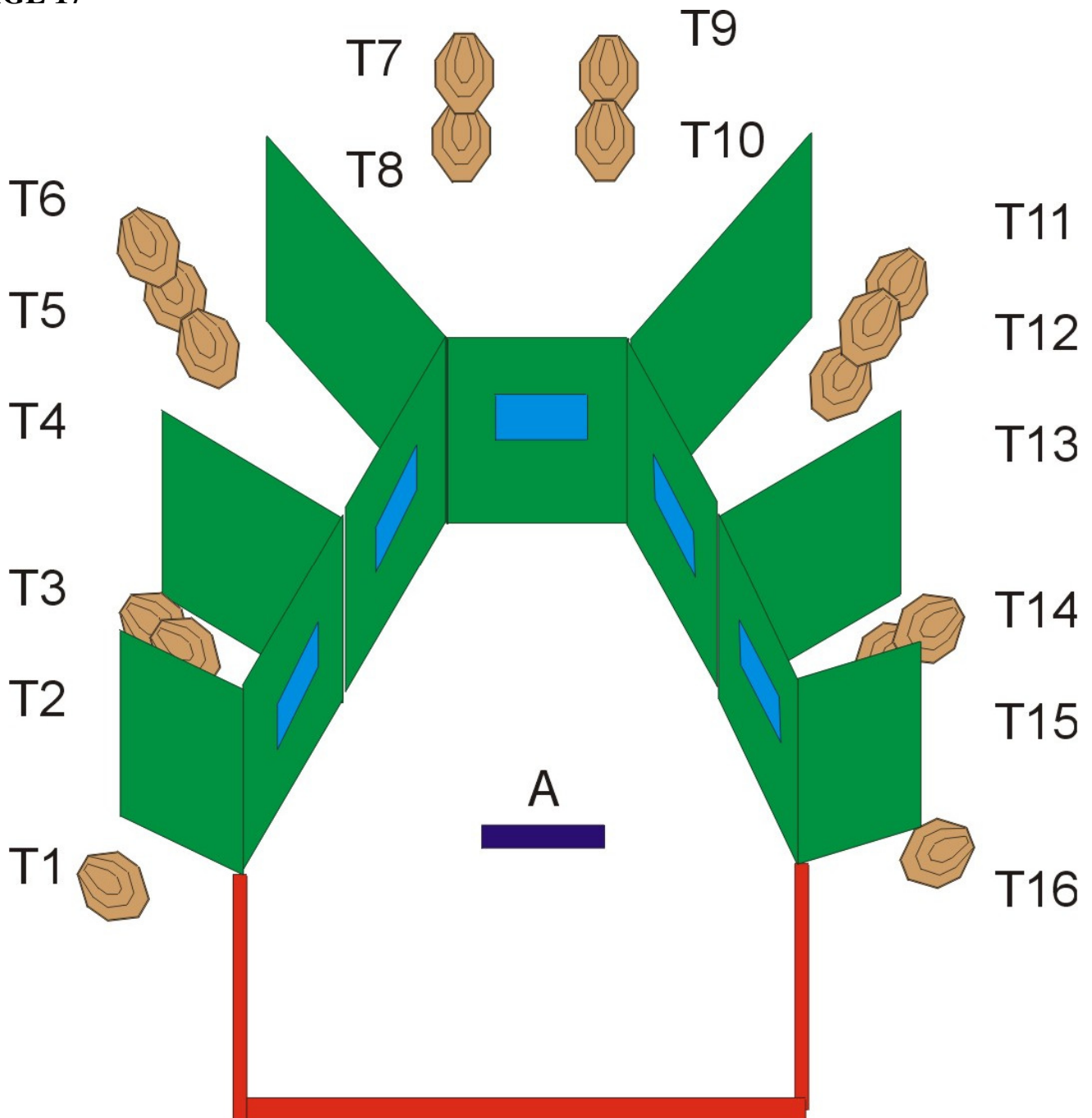
**Gun condition:** Loaded and holstered.

**Procedure:** After audible signal shoot the targets in any order from the area indicated. CP1 raises target T5, CP3 raises target T7.

**Safe angles of fire:** According to IPSC rules, reduced from above by the height of the backstop and the sideberms.



## STAGE 17

**CRO, RO, Help:**

**Type of course:** Long course

**Scoring Method:** Comstock

**Targets:** 16x IPSC

**Minimum rounds:** 32

**Maximum points:** 160

**Start / stop:** Audible signal / last shot fired.

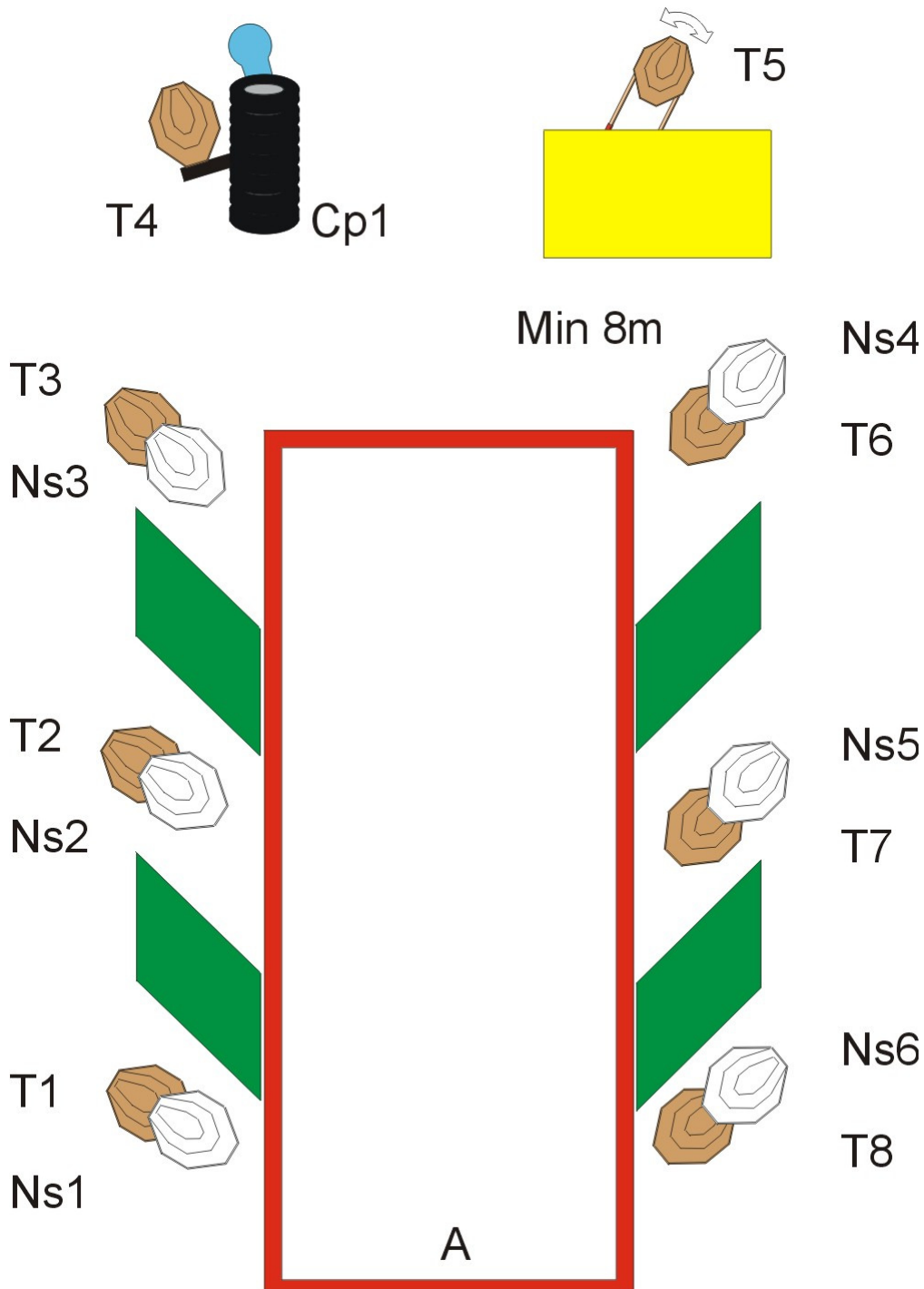
**Starting position:** The shooter is standing at point A, hands naturally along body.

**Gun condition:** Loaded and holstered.

**Procedure:** After audible signal shoot the targets in any order from the area indicated.

**Safe angles of fire:** According to IPSC rules, reduced from above by the height of the backstop and the sideberms.

# STAGE 18



## CRO, RO, Help:

**Type of course:** Long course

**Scoring Method:** Comstock

**Targets:** 8x IPSC, 1x CP, 6x NS

**Minimum rounds:** 17

**Maximum points:** 85

**Start / stop:** Audible signal / last shot fired.

**Starting position:** The shooter is standing at point A, hands naturally along body.

**Gun condition:** Loaded and holstered.

**Procedure:** After audible signal shoot the targets in any order from the area indicated. **CP1** raises target T4 and activates moving target T5. The moving target remains visible at the end of its movement.

**Safe angles of fire:** According to IPSC rules, reduced from above by the height of the backstop and the sideberms.